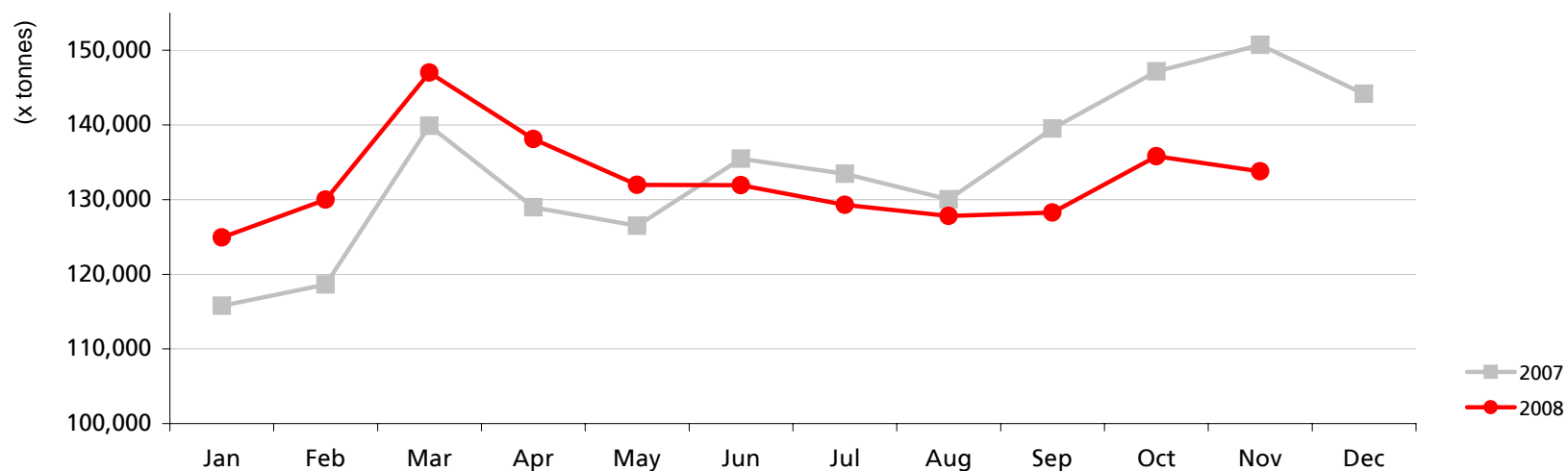


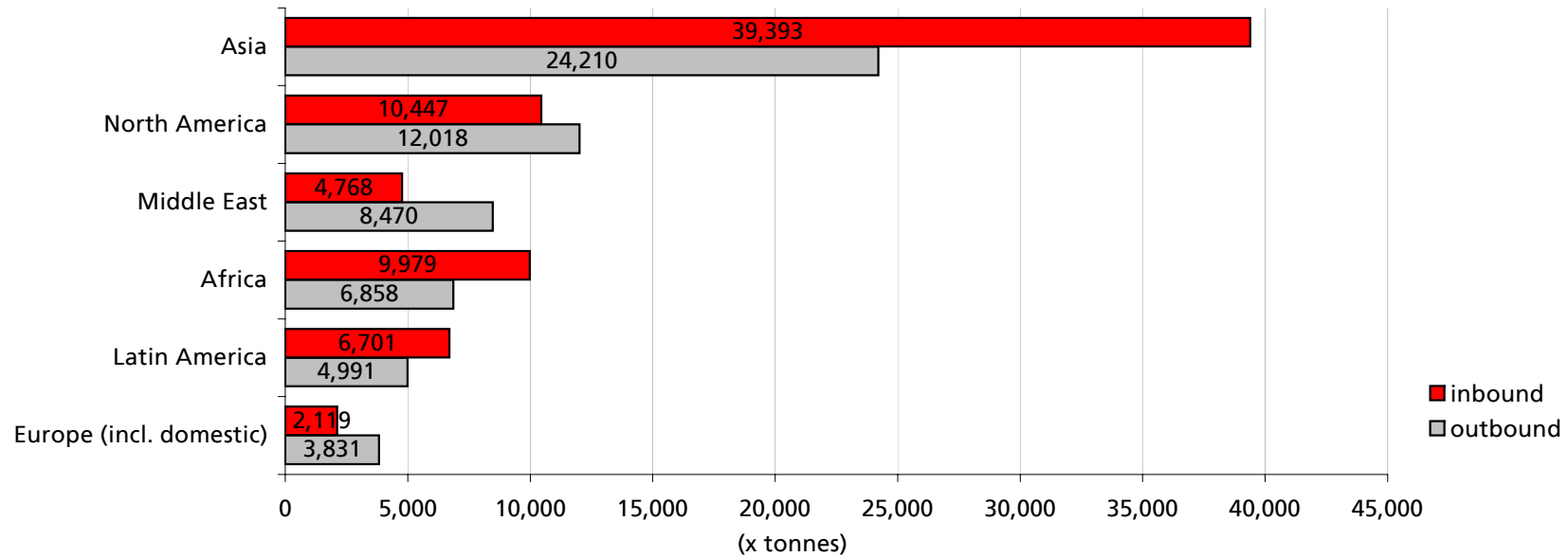
CARGO TRANSPORT PER MONTH



	Volume '08 (tonnes)	% ch. '07		Volume '08 (tonnes)	% ch. '07		Volume '08 (tonnes)	% ch. '07
Jan	124,926	7.9%	May	131,989	4.3%	Sep	128,258	-8.1%
Feb	129,983	9.6%	Jun	131,934	-2.6%	Oct	135,817	-7.7%
Mar	147,001	5.1%	Jul	129,296	-3.1%	Nov	133,785	-11.2%
Apr	138,095	7.1%	Aug	127,823	-1.7%	Dec		
Total							1,458,907	-0.5%

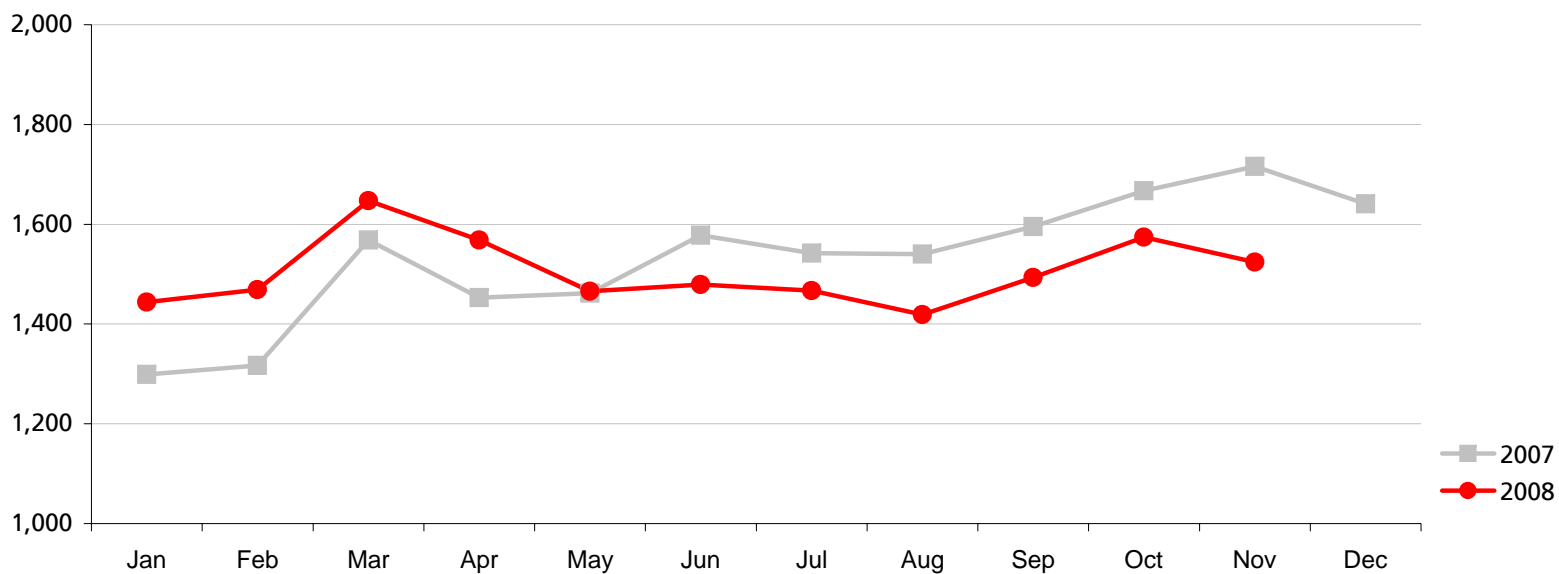
CARGO TRANSPORT BY REGION

November 2008



Cargo transport	Volume (tonnes)	% ch. '07
Asia	63,603	-10.9%
North America	22,465	-13.7%
Middle East	13,238	-18.5%
Africa	16,837	-6.2%
Latin America	11,692	-4.5%
Europe (incl. domestic)	5,949	-13.2%
Total	133,785	-11.2%

AIR TRANSPORT MOVEMENTS FULL FREIGHTER SERVICES



	atm's '08	% ch. '07		atm's '08	% ch. '07		atm's '08	% ch. '07
Jan	1,444	11.2%	May	1,466	0.3%	Sep	1,493	-6.4%
Feb	1,469	11.5%	Jun	1,479	-6.3%	Oct	1,524	-11.2%
Mar	1,647	5.0%	Jul	1,467	-4.9%	Nov	1,524	-11.2%
Apr	1,568	7.9%	Aug	1,419	-7.9%	Dec		
Total							16,500	-1.1%

AVERAGE MTOW FULL FREIGHTER AIRCRAFT

